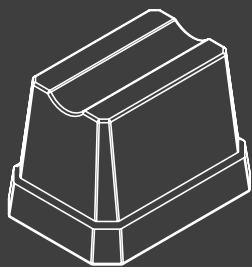


# ALFA



# NG60 A R290

## Self-Contained Ice Cube Maker

**SKOPE®****ITV**  
ICE makers

### Features



- 60kg ice cube production in 24 hours
- Produces pure and clear, solid ice cubes
- Perfectly separated and consistent in size
- 25kg ice storage capacity
- Easy access external operational switches
- Strong solid AISI 304 stainless steel box-type frame
- Easy servicing without disassembling the whole machine
- Patented robust folding door with noise reduction system
- Flexible nozzle spray system to reduce build up of limescale
- Front and rear ventilation system allows machine to be built-in (ventilation clearances required)
- Cleaning switch allows circulation of water with descaling product (calkin or similar)
- Tropical T Class compressors suitable for use in environments up to 43°C ambient
- ITV designed motor pump, no seals to avoid deterioration
- Designed to allow easy disassembly and servicing for minimal disruption
- R290 Natural Refrigerant with very low global warming impact which also reduces energy consumption
- 2 year warranty

**R290 Natural Refrigerant**

### Supplied Accessories

- **Installation must be carried out by a qualified plumber or refrigeration mechanic**



Water Inlet  
Hose



Drain Hose



Gasket  
Washers



Medium  
Scoop



Adjustable  
height legs

Backflow prevention  
device

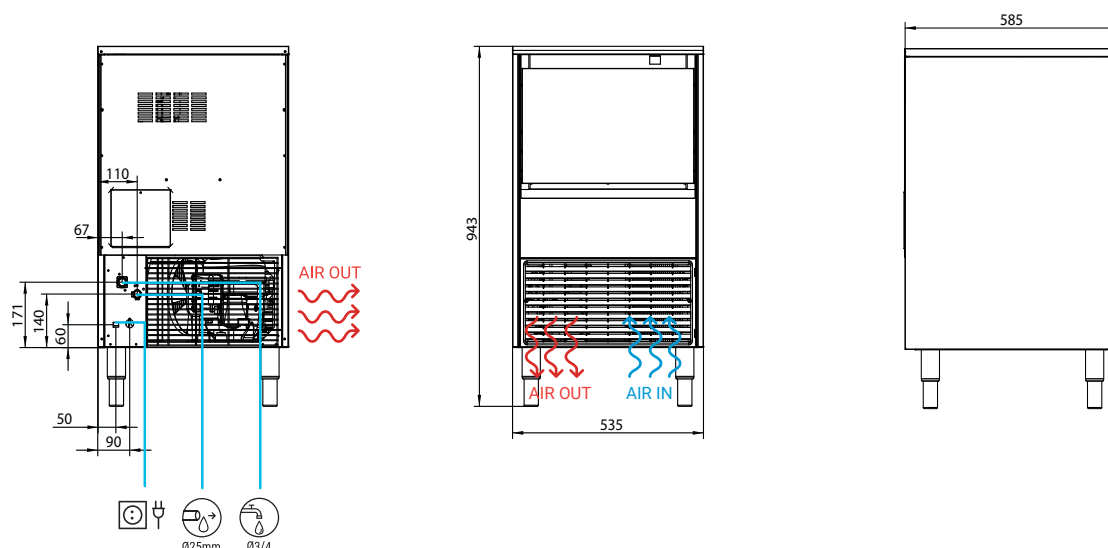
### Water Filter



A Watermark approved\* water filter, suitable for the water type at the place of installation must be used. SKOPE can provide a water filter that protects the Ice Maker, and ensures proper function and high quality ice production. Service or repair due to absence of a suitable water filter will not be covered by SKOPE warranty. Contact SKOPE for more information.

\*Watermark approval is only applicable to Australian installations. Elsewhere, a suitable water filter must be used

## Machine Specifications



**Machine dimensions** 535 x 595 x 789mm/894-944 with legs

**Packed dimensions** 610 x 650 x 920mm

**Machine weight** 56kg










**Packed weight** 61kg

**Floor area** 0.36m<sup>2</sup>

### Ventilation recommendations

- 100mm behind the cabinet
- 100mm above the cabinet

**Optional castor height** 62mm

										
(W)	(Btu/h)	(W) 43°C	(n.)	(mm²)	FUSE	(Kwh)	(l/h)	(W)	(Btu/h)	
	1,386	4,729	510	3	1.5	10	22.1	7.8	1,025	3,497

## Ice Specifications



**Ice dimensions** 39 x 27 x 30mm

**Ice cube volume** 17/21cc

**Ice cubes per cycle** 45

**Ice cube storage capacity** 25kg

### Ice production per 24 hour cycle (kg)

		Water temperature			
		10°C	15°C	21°C	30°C
Air temperature	10°C	61	64	62	55
	21°C	61	63	58	53
	32°C	56	53	52	50
	43°C	45	43	39	33



Electrical Safety & EMC  
Regulatory Compliance Mark



**2 Year Warranty Protection**  
Parts & Labour

### SKOPE INDUSTRIES LIMITED

Australian Freephone: 1800 121 535

New Zealand Freephone: 0800 947 5673

Email: [skope@skope.com](mailto:skope@skope.com)

Website: [www.skope.com](http://www.skope.com)