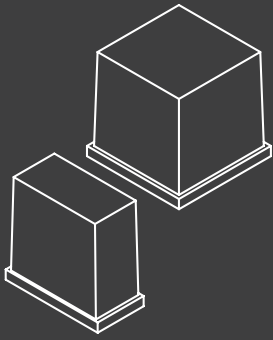


SPIKA



NG60

Self-Contained Ice Cube Maker

Half Dice NG60 A HD
Full Dice NG60 A FD

SKOPE®**ITV** | 
ICE makers

Features



- 52kg ice cube production in 24 hours
- Choose between machine that produces full dice or half dice ice cubes
- 20kg ice storage capacity
- Easy access external operational switches
- Strong solid AISI 304 stainless steel box-type frame
- Easy servicing without disassembling the whole machine
- Patented robust folding door with noise reduction system
- Front and rear ventilation system allows machine to be built-in (ventilation clearances required)
- Cleaning switch allows circulation of water with descaling product (calklin or similar)
- Tropical T Class compressors suitable for use in environments up to 43°C ambient
- ITV designed motor pump, no seals to avoid deterioration
- Designed to allow easy disassembly and servicing for minimal disruption
- 2 year warranty

- **Installation must be carried out by a qualified plumber or refrigeration mechanic**

Supplied Accessories



Water Inlet
Hose



Drain Hose



Gasket
Washers



Medium
Scoop



Adjustable
height legs

Backflow prevention
device

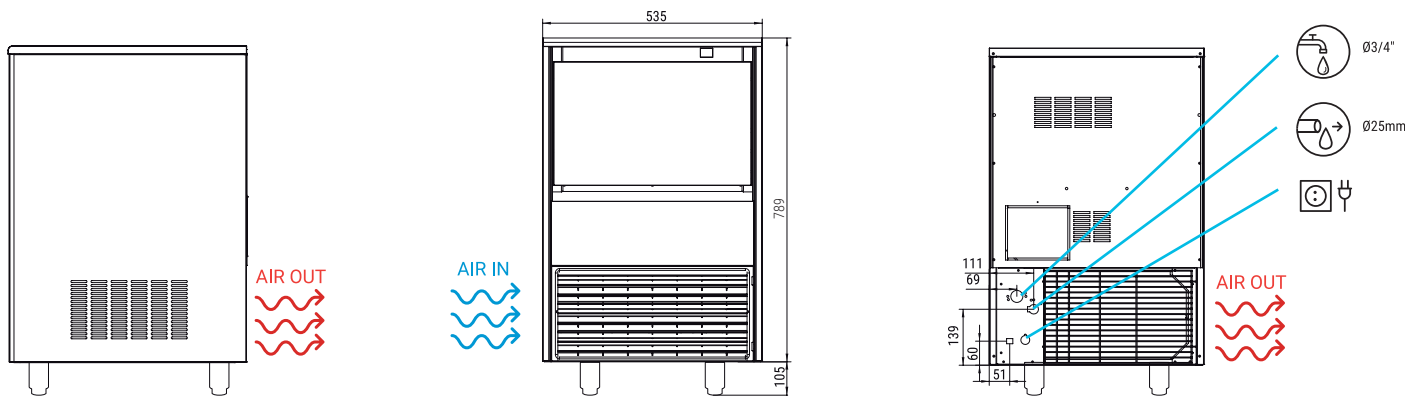
Water Filter



A Watermark approved* water filter, suitable for the water type at the place of installation must be used. SKOPE can provide a water filter that protects the Ice Maker, and ensures proper function and high quality ice production. Service or repair due to absence of a suitable water filter will not be covered by SKOPE warranty. Contact SKOPE for more information.

*Watermark approval is only applicable to Australian installations. Elsewhere, a suitable water filter must be used

Machine Specifications












Machine dimensions	535 x 595 x 944mm
Packed dimensions	620 x 660 x 920mm
Machine weight	52kg
Packed weight	61kg
Floor area	0.38m ²


Ventilation recommendations

- 100mm behind the cabinet
- 100mm above the cabinet

Optional castor height 62mm

							
(W)	(Btu/h)	(W) 43°C	(n.) (mm ²)	FUSE	(Kwh)	(l/h)	(W) (Btu/h)
	184 627	430	2 1.5	10	17	FULL 5 HALF 5	- -

Ice Specifications



Ice dimensions	FULL 26 x 23 x 26mm HALF 23 x 11 x 26mm
Ice cube volume	FULL 13cc HALF 6.5cc
Ice cubes per cycle	FULL 150 HALF 75
Ice cube storage capacity	20kg

Ice production per 24 hour cycle (kg)

Water temperature				
	10°C	15°C	21°C	30°C
10°C	60	57	53	48
21°C	56	52	49	45
32°C	46	43	41	36
43°C	36	32	29	26

Air temperature



Electrical Safety & EMC
Regulatory Compliance Mark



2 Year Warranty Protection
Parts & Labour

SKOPE INDUSTRIES LIMITED
Australian Freephone: 1800 121 535
New Zealand Freephone: 0800 947 5673
Email: skope@skope.com
Website: www.skope.com