

SKOPE®

ActiveCore Series

General Display



ActiveCore™
Advanced Refrigeration System



Compliance
Independently Verified



Food-Safe
Keeps food below 5°C



High Efficiency
Major Energy Savings



Full Warranty
ActiveCore Series

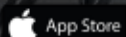
Introducing **ActiveCore 2** with:



R290 Natural Refrigerant
A Green Choice



SKOPE-connect™
Puts you in control





ActiveCore

Whisper®
Safety Seal
Model



ActiveCore 2

meet the next generation of cool



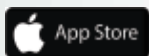
Even more power savings



R290 Natural Refrigerant
a green choice



SKOPE-connect™
puts you in control



5 Year Warranty

ActiveCore™ Series



Full Warranty
ActiveCore Series

ActiveCore™

Our most advanced fridge series ever!

Now with a 5 year warranty on every model.

Advantages to your Business

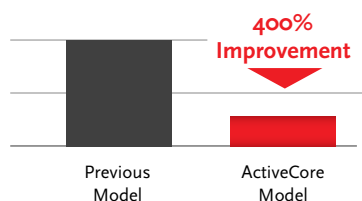
- 1 A more reliable system
- 2 Minimise your customer disruption
- 3 Exceptional whole of life value from your fridge
- 4 Peace of mind with a 5 year warranty protection



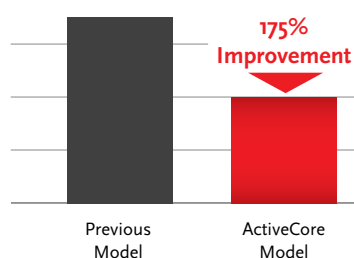
With our revolutionary interchangeable ActiveCore cartridge system for easy servicing

ActiveCore™ vs previous model

Warranty - % of sales 2016



Warranty - Cost/call 2016



SKOPE Finance

Depend on us for flexible finance.



Our two hire purchase finance options help you sell more SKOPE with less hassle. Help your customers stay ahead with the latest SKOPE refrigeration & extend their warranty protection.

Two Finance Options

	SKOPE Cashflow Boost	SKOPE Flexi Term
Extended warranty protection for the agreement duration	✓	✓
No repayments & interest free for the first 12 months	✓	✗
Fixed term (5 years)	✓	✗
Flexible term (1-5 years)	✗	✓
Handback option at 12 months - you can return the equipment	✗	✓
Includes annual on-site preventative maintenance check for the agreement duration	✗	✓
Based on SKOPE RRP	✓	✗
Based on the dealers negotiated price	✗	✓
Own the product at the end of your term	✓	✓



Quick & Easy Application

Online - application form
www.skope.com/finance

Phone - speak to a Finance team member
NZ 0800 947 5673 (opt. 4)
AUS 1800 121 535 (opt. 4)



Fast Credit Approvals

1 hour - contracts up to \$10,000
Same Day - contracts over \$10,000

Both SKOPE Finance options require a deposit; 10% for Australia, 15% for New Zealand. Hire Purchase leases are subject to terms and conditions contained in the SKOPE Finance Hire Purchase agreement. A copy of the agreement can be obtained from SKOPE Finance.
* ActiveCore Series - Full 5 Year Warranty Applies.

Multi-Purpose Refrigeration General Display & Storage

Fridges with ActiveCore technology reduce energy spend & widen the practical uses of the fridge – with an extensive range of options to choose from, a refrigeration solution can be created whatever the need.



Model Options

Features	TME-A	BME-A	SKT-A	SKB-A
	Top Mount TME650-A* 1 door TME1000-A* 2 door TME1500-A 3 door	Bottom Mount BME600-A 1 door BME1200-A 2 door BME1500-A 3 door	Top Mount SKT500 X** 1 door SKT650-A 1 door SKT1000-A 2 door SKT1500-A 3 door	Bottom Mount SKB600-A 1 door SKB900-A 2 door SKB1200-A 2 door SKB1500-A 3 door
Colour				
White / White - Exterior / Interior	●	●	●	●
Black / Black - Exterior / Interior		■	○	○
Black / White - Exterior / Interior		▲	○	○
Stainless steel			○	○
Selected Dulux Powdercoat colour				
Door				
Glass (Double Low-E equivalent)	●	●	●	●
Solid			○	○
Tropical (heated glass)			○	○
Gen-3 Series look (Double Low-E)			○	
Locks				
Tab locks	●	●	●	●
Barrel door locks			○	○
Shelving				
Additional shelves	○	○	○	○
Gravity matting	○ ***	○ ***	○	○
Sign				
No sign		●		●
Sign panel	●		●	
Lit sign	○	△	○	○
Internal lights				
Side	●	●	●	●
Shelf			○	○
Remote unit				
Remote unit			○	○

● Standard ○ Option ■ BME1200-A only ▲ BME600-AC & BME1200-AC only (lit sign models) △ BME AC models only

* Note: These models now come with R290 Natural Refrigerant and SKOPE-connect™ app

** Note: this model does not include ActiveCore cartridge

*** Conditional; requires shelving change (contact SKOPE)

ActiveCore™ Series TME

General Display

Upright fridges

Top mount design

Display and store food, drinks, and perishables, including flowers, chocolates, and wine.

Significantly reduce your refrigeration power bill and save money with ultra-energy efficient ActiveCore technology. These spacious fridges are cooler, quieter, and built to last for busy food service and commercial kitchens.



THIS FRIDGE CONTAINS:
Easily removeable
ActiveCore™ cartridge



TME650-A & TME650-AC



TME1000-A & TME1000-AC



TME1500-A & TME1500-AC

Standard Finish: White only

Standard models: 1, 2 & 3 glass door

Current ActiveCore 2 models: R290 Natural Refrigerant, SKOPE-connect™



Full Warranty
ActiveCore Series



Food-Safe
Keeps food below 5°C



High Efficiency
Major Energy Savings



Compliance
Independently Verified

Best Suited to:



Restaurants / Cafés



Quick Service
Restaurants



Clubs / Pubs / Bars



Hospitality Venues



Accommodation



Medical / Aged Care



Schools



Convenience Stores

Quick Guide

ActiveCore™ Series TME

Premium build quality



Display & store -
Food, drinks & perishables



ActiveCore™ technology



Market leading energy efficiency



SKOPE premium controller



R290 Natural Refrigerant (1 & 2 door only)



SKOPE-connect™ app (1 & 2 door only)



Solid & tropical door options

⊖ See SKT range

Full colour options

⊖ See SKT range

Remote available

⊖ See SKT range

Customisable

⊖ See SKT range

Standard Features

SKOPE premium controller

ActiveCore™ cartridge system

Premium energy efficient glass

Frameless glass door design

SKOPE patented EZI-CLIP

Bright LED lighting

Door lock tabs

Sign panel

Slotted back panel

Optimal airflow design

Low noise fan system

Benefits

Easy to use with
pre-programmed features

Maximum performance, minimal
energy & easy servicing

Double Low-E equivalent

Modern appealing look

Quick shelf set up & adjustment

Showcasing products inside

Extra security

Branding opportunities

Chilled air directly onto products

Minimal internal temperature
variations

Quiet operation

Options

- Lit sign (AC model)
- Extra shelf & slides/clips
- Gravity feed shelving

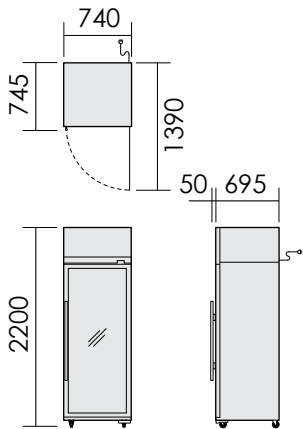
Specifications

Specifications	TME650-A		TME1000-A		TME1500-A
Fridge/Freezer - doors	Fridge - 1 Door		Fridge - 2 Door		Fridge - 3 Door
Self Contained/Remote	Self Contained		Self Contained		Self Contained
Model ID	TME650N-A		TME1000N-A		TME1500-A
External					
Dimensions (W x D x H mm)	740 x 745 x 2200		1130 x 745 x 2200		1705 x 745 x 2200
Total floor area (m²)	0.55		0.84		1.27
Weight (kg)	170		225		320
Door (solid/glass)	Glass		Glass		Glass
Remote duty (Watts @ -5°C SST)	N/A		N/A		N/A
Breathes from / Expels air to	Upper front / top		Upper front / top		Upper front / top
Sign	Sign panel		Sign panel		Sign panel
Cabinet construction	Powdercoated steel		Powdercoated steel		Powdercoated steel
Drainage (plumbing required)	No		No		No
Internal					
Gross volume (litres)	610		980		1497
Lighting	1 x LED module strip		2 x LED module strip		2 x T8 LED Tube and 1 x LED Module
No. of shelves (per door)	5		5		5
Shelf design	White plastic coated wire		White plastic coated wire		White plastic coated wire
Total shelf area (m²)	1.46		2.35		3.69
Product facings (600ml PET bottle)	40		70		110
Performance					
MEPS category (M1-food & drinks, M2-drinks)	M1		M1		M1
MEPS efficiency (kWh/24h/m²) @ Climate Class 3	3.42 (A)	3.56 (AC)	3.29 (A)	3.43 (AC)	4.95
Temperature range	1°C - 4°C		1°C - 4°C		1°C - 4°C
TEC (kWh/24h) @ Climate Class 3	2.57 (A)	2.67 (AC)	3.57 (A)	3.72 (AC)	8.07
High efficiency model	Yes		Yes		Yes
Maximum ambient temperature*	43°C		43°C		43°C
Climate Class rating	5		5		5
Removable ActiveCore cartridge	Yes		Yes		Yes
Refrigerant / Charge	Natural Refrigerant R290 / 99g		Natural Refrigerant R290 / 99g		R134a / 475g
Total display area (m²)	0.73		1.05		1.63
Electrical					
Electrical power (kW)	0.84		0.96		1.15
Current draw (Amps)	2.9		3.0		4.8
10 Amp 3 pin plug	Yes		Yes		Yes
Controller & temperature display	Electronic w/ SKOPE-connect™		Electronic w/ SKOPE-connect™		Electronic
Light switch on controller	Yes		Yes		Yes

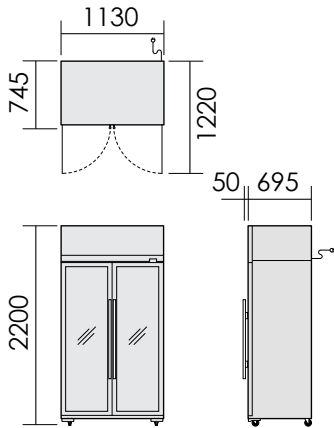
* 40°C if cabinet is built-in

Line Drawings

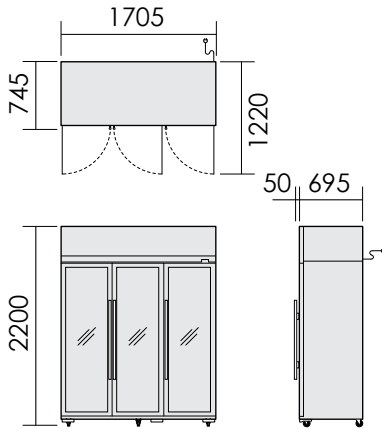
TME650-A



TME1000-A



TME1500-A



Ventilation required

The product information presented is for guideline purposes only. Always refer to the latest product specification sheet for accuracy and detail, and allow for dimensional tolerances.

ActiveCore™ Series BME

General Display

Upright fridges

Bottom mount

Display and store food, drinks, and perishables, including flowers, chocolates, and wine.

Significantly reduce your refrigeration power bills and save money with ultra-energy efficient ActiveCore technology. These spacious fridges are cooler, quieter, and built to last for busy food service and commercial kitchens.



THIS FRIDGE CONTAINS:
Easily removeable
ActiveCore™ cartridge



BME600-A & BME600-AC




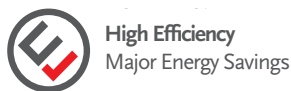
BME1200-A & BME1200-AC



BME1500-A & BME1500-AC

Standard Finish: White only

Standard models: 1, 2 & 3 glass door



Best Suited to:



Restaurants / Cafés



Quick Service
Restaurants



Clubs / Pubs / Bars



Hospitality Venues



Accommodation



Medical / Aged Care



Schools



Convenience Stores

Quick Guide

ActiveCore™ Series BME

Premium build quality



Display & store -
Food, drinks & perishables



ActiveCore™ technology



Market leading energy efficiency



SKOPE premium controller



Solid & tropical door options

⊖ See SKB range

Full colour options

⊖ See SKB range

Remote available

⊖ See SKB range

Customisable

⊖ See SKB range

Standard Features

SKOPE premium controller

ActiveCore™ cartridge system

Premium energy efficient glass

Frameless glass door design

SKOPE patented EZI-CLIP

Bright LED lighting

Door lock tabs

Sign panel

Slotted back panel

Optimal airflow design

Low noise fan system

Benefits

Easy to use with
pre-programmed features

Maximum performance, minimal
energy & easy servicing

Double Low-E equivalent

Modern appealing look

Quick shelf set up & adjustment

Showcasing products inside

Extra security

Branding opportunities

Chilled air directly onto products

Minimal internal temperature
variations

Quiet operation

Options

- Lit sign (AC model)
- Extra shelf & slides/clips
- Gravity feed shelving

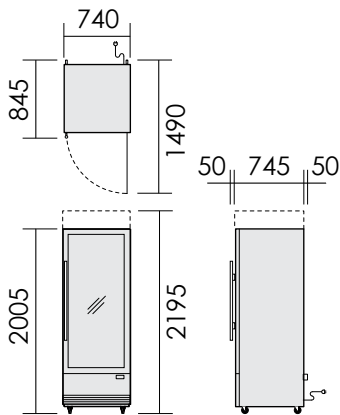
Specifications

	BME600-A	BME1200-A	BME1500-A
Fridge/Freezer - doors	Fridge - 1 Door	Fridge - 2 Door	Fridge - 3 Door
Self Contained/Remote	Self Contained	Self Contained	Self Contained
Model ID	BME600-A	BME1200-A	BME1500-A
External			
Dimensions (W x D x H mm)	740 x 795 x 2005/2195 (AC)	1280 x 795 x 2005/2195 (AC)	1640 x 795 x 2005/2195 (AC)
Total floor area (m ²)	0.63	1.08	1.34
Weight (kg)	185	245	330
Door (solid/glass)	Glass	Glass	Glass
Electronic controller	Yes	Yes	Yes
Remote duty (Watts @ -5°C SST)	N/A	N/A	N/A
Breathes from / Expels air to	Lower front / lower rear	Lower front / lower rear	Lower front / lower rear
Sign	No sign	No sign	No sign
Cabinet construction	Powdercoated steel	Powdercoated steel	Powdercoated steel
Drainage (plumbing required)	No	No	No
Internal			
Gross volume (litres)	584	1079	1433
Lighting	1 x T8 LED Tube	2 x T8 LED Tube	2 x T8 LED Tube and 1 x LED Module
No. of shelves (per door)	5	5	5
Shelf design	4 x wire, 1 x s/s	4 x wire, 1 x s/s	4 x wire, 1 x s/s
Total shelf area (m ²)	1.62	3.00	3.90
Product facings (600ml PET bottle)	45	80	95
Performance			
MEPS category (M1-food & drinks, M2-drinks)	M1	M1	M1
MEPS efficiency (kWh/24h/m ²) @ Climate Class 3	4.35	3.86	4.37
Temperature range	1°C - 4°C	1°C - 4°C	1°C - 4°C
TEC (kWh/24h) @ Climate Class 3	3.05	4.55	6.63
High efficiency model	Yes	Yes	Yes
Maximum ambient temperature*	43°C	43°C	43°C
Climate Class rating	5	5	5
Removable ActiveCore cartridge	Yes	Yes	Yes
Refrigerant / Charge	R134a / 380g	R134a / 380g	R134a / 475g
Total display area (m ²)	0.70	1.18	1.52
Electrical			
Electrical power (kW)	0.84	1.08	1.15
Current draw (Amps)	3.5	4.5	4.8
10 Amp 3 pin plug	Yes	Yes	Yes
Controller & temperature display	Electronic	Electronic	Electronic
Light switch on controller	Yes	Yes	Yes

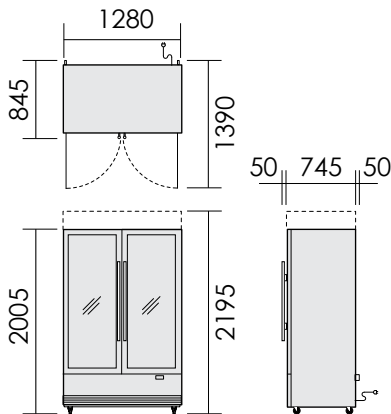
* 40°C if cabinet is built-in

Line Drawings

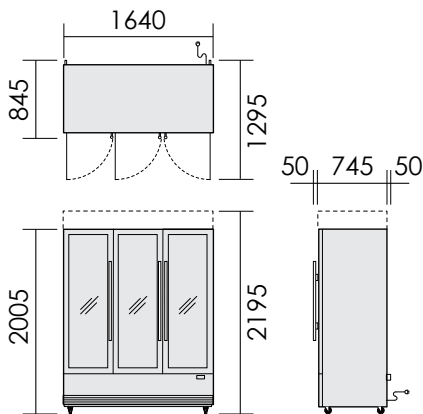
BME600-A



BME1200-A



BME1500-A



Ventilation required

The product information presented is for guideline purposes only. Always refer to the latest product specification sheet for accuracy and detail, and allow for dimensional tolerances.

ActiveCore™ Series SKT

General Display

Upright fridges

Top mount design

Display and store food, drinks, and perishables, including flowers, chocolates, and wine.

All the great benefits of ultra-energy efficient ActiveCore technology, combined with lots of options not available in the standard TME and BME ranges. Customise your fridges perfectly to your space and enjoy quieter, cooler, cheaper refrigeration.



THIS FRIDGE CONTAINS:
Easily removeable
ActiveCore™ cartridge



SKT500-X*



SKT650-A & SKT650-AC



SKT1000-A & SKT1000-AC



SKT1500-A & SKT1500-AC

Standard finishes: White, black, selected Dulux Powdercoat colour (exterior & interior colour combinations) & Stainless steel (exterior & interior)
Standard models: 1, 2 & 3 glass door

*Does not contain ActiveCore cartridge



Full Warranty
ActiveCore Series



Food-Safe
Keeps food below 5°C



High Efficiency
Major Energy Savings



Compliance
Independently Verified

Best Suited to:



Restaurants / Cafés



Quick Service
Restaurants



Clubs / Pubs / Bars



Hospitality Venues



Accommodation



Medical / Aged Care



Schools



Convenience Stores

Quick Guide

ActiveCore™ Series SKT

Premium build quality



Display & store -
Food, drinks & perishables



ActiveCore™ technology



Market leading energy efficiency



SKOPE premium controller



Solid & tropical door options



Full colour options



Remote available



Customisable



Standard Features

Benefits

SKOPE premium controller

Easy to use with
pre-programmed features

ActiveCore™ cartridge system

Maximum performance, minimal
energy & easy servicing

Premium energy efficient glass

Double Low-E equivalent

Frameless glass door design

Modern appealing look

SKOPE patented EZI-CLIP

Quick shelf set up & adjustment

Bright LED lighting

Showcasing products inside

Door lock tabs

Extra security

Sign panel

Branding opportunities

Slotted back panel

Chilled air directly onto products

Optimal airflow design

Minimal internal temperature
variations

Low noise fan system

Quiet operation

Options

- Stainless steel finish
- Full powdercoat colour range
- Remote
- Tropical heated glass
- Solid door
- Gen-3 series look (double Low-E Argon)
- Barrel door locks

- Lit sign (AC models)
- Extra shelf & slides/clips
- Internal LED lighting (solid door)
- Gravity feed shelving
- Internal shelf lights
- Stainless steel punched shelves

Specifications

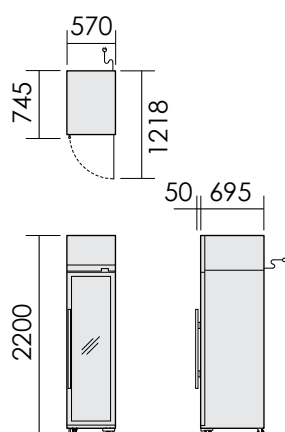
Specifications	SKT500X	SKT650-A		SKT1000-A	
Fridge/Freezer - doors	Fridge - 1 Door	Fridge - 1 Door		Fridge - 2 Doors	
Self Contained/Remote	Self Contained	Self Contained	Remote	Self Contained	Remote
Model ID	SKT500X	SKT650-A	SKT650r-A	SKT1000-A	SKT1000-A
External					
Dimensions (W x D x H mm)	570 x 745 x 2200	740 x 745 x 2200		1130 x 745 x 2200	
Total floor area (m²)	0.43	0.55		0.84	
Weight (kg)	140	170		225	
Door (solid/glass)	Glass	Glass		Glass	
Electronic controller	Yes	Yes		Yes	
Remote duty (Watts @ -5°C SST)	N/A	N/A	585W	N/A	820W
Breathes from / Expels air to	Upper front / top	Upper front / top		Upper front / top	
Sign	Sign panel	Sign panel		Sign panel	
Cabinet construction	Powdercoated steel	Powdercoated steel		Powdercoated steel	
Drainage (plumbing required)	No	No		No	
Internal					
Gross volume (litres)	445	610		980	
Lighting	1 x LED module	1 x LED module		2 x LED module	
No. of shelves (per door)	5	5		5	
Shelf design	Plastic coated wire	Plastic coated wire		Plastic coated wire	
Total shelf area (m²)	1.06	1.47		2.86	
Product facings (600ml PET bottle)	30	40		70	
Performance					
MEPS category (M1-food & drinks, M2-drinks)	M1	M1		M1	
MEPS efficiency (kWh/24h/m²) @ Climate Class 3	5.93	4.23		4.41	
Temperature range	1°C to 4°C	1°C to 4°C		1°C to 4°C	
TEC (kWh/24h) @ Climate Class 3	3.13	3.10		4.65	
High efficiency model	Yes	Yes		Yes	
Maximum ambient temperature*	40°C	43°C		43°C	
Climate Class rating	5	5		5	
Removable ActiveCore cartridge	No	Yes		Yes	
Refrigerant / Charge	R134a / 370g	R134a / 380g	Specify	R134a / 380g	Specify
Total display area (m²)	0.53	0.73		1.06	
Electrical					
Electrical power (kW)	0.72	0.84		0.96	
Current draw (Amps)	3	3.5		4	
10 Amp 3 pin plug	Yes	Yes		Yes	
Controller & temperature display	Electronic	Electronic		Electronic	
Light switch on controller	Yes	Yes		Yes	

* 40°C if cabinet is built in

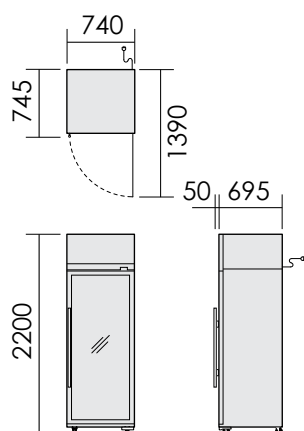
SKT1500-A	
Fridge - 3 Doors	
Self Contained	Remote
SKT1500-A	SKT1500-A
1705 x 745 x 2200	
1.27	
320	
Glass	
Yes	
N/A	1190W
Upper front / top	
Sign panel	
Powdercoated steel	
No	
1497	
3 x LED module	
5	
Plastic coated wire	
4-38	
110	
M1	
4-25	
1°C to 4°C	
6.94	
Yes	
43°C	
5	
Yes	
R134a / 475g	Specify
1.63	
1.15	
4.8	
Yes	
Electronic	
Yes	

Line Drawings

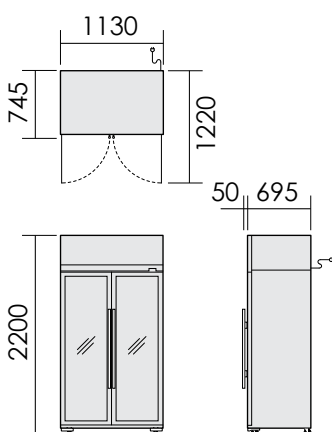
SKT500X



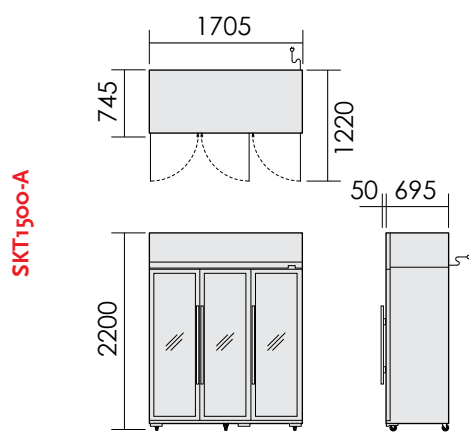
SKT650-A



SKT1000-A



Line Drawings



Ventilation required

The product information presented is for guideline purposes only. Always refer to the latest product specification sheet for accuracy and detail, and allow for dimensional tolerances.

ActiveCore™ Series SKB

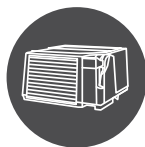
General Display

Upright fridges

Bottom mount design

Display and store food, drinks, and perishables, including flowers, chocolates, and wine.

All the great benefits of ultra-energy efficient ActiveCore technology, combined with lots of options not available in the standard TME and BME ranges. Customise your fridges perfectly to your space and enjoy quieter, cooler, cheaper refrigeration.



THIS FRIDGE CONTAINS:
Easily removeable
ActiveCore™ cartridge



SKB600-A & SKB600-AC



SKB900-A & SKB900-AC



SKB1200-A & SKB1200-AC



SKB1500-A & SKB1500-AC

Standard finishes: White, black, selected Dulux Powdercoat colour (exterior & interior colour combinations) & Stainless steel (exterior & interior)
Standard models: 1, 2 & 3 glass door



Full Warranty
ActiveCore Series



Food-Safe
Keeps food below 5°C



High Efficiency
Major Energy Savings



Compliance
Independently Verified

Best Suited to:



Restaurants / Cafés



Quick Service
Restaurants



Clubs / Pubs / Bars



Hospitality Venues



Accommodation



Medical / Aged Care



Schools



Convenience Stores

Quick Guide

ActiveCore™ Series SKB

Premium build quality



Display & store -
Food, drinks & perishables



ActiveCore™ technology



Market leading energy efficiency



SKOPE premium controller



Solid & tropical door options



Full colour options



Remote available



Customisable



Standard Features

Benefits

SKOPE premium controller

Easy to use with
pre-programmed features

ActiveCore™ cartridge system

Maximum performance, minimal
energy & easy servicing

Premium energy efficient glass

Double Low-E equivalent

Frameless glass door design

Modern appealing look

SKOPE patented EZI-CLIP

Quick shelf set up & adjustment

Bright LED lighting

Showcasing products inside

Door lock tabs

Extra security

Sign panel

Branding opportunities

Slotted back panel

Chilled air directly onto products

Optimal airflow design

Minimal internal temperature
variations

Low noise fan system

Quiet operation

Options

- Stainless steel finish
- Full powdercoat colour range
- Remote
- Tropical heated glass
- Solid door
- Barrel door locks

- Lit sign (AC models)
- Extra shelf & slides/clips
- Internal LED lighting (solid door)
- Gravity feed shelving
- Internal shelf lights
- Stainless steel punched shelves

Specifications

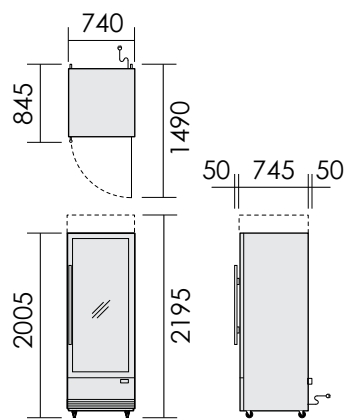
Specifications	SKB600-A		SKB900-A		SKB1200-A	
Fridge/Freezer - doors	Fridge - 1 Door		Fridge - 2 Doors		Fridge - 2 Doors	
Self Contained/Remote	Self Contained	Remote	Self Contained	Remote	Self Contained	Remote
Model ID	SKB600-A		SKB900-A		SKB1200-A	
External						
Dimensions (W x D x H mm)	740 x 795 x 2005/2195 (AC)		1085 x 795 x 2005/2195 (AC)		1280 x 795 x 2005/2195 (AC)	
Total floor area (m²)	0.63		0.86		1.08	
Weight (kg)	185		220		245	
Door (solid/glass)	Glass		Glass		Glass	
Electronic controller	Yes		Yes		Yes	
Remote duty	N/A	585W @ -5°C	N/A	800W @ -5°C	N/A	900W @ -5°C
Breathes from / Expels air to	Lower front / Lower rear		Lower front / Lower rear		Lower front / Lower rear	
Sign	No Sign		No Sign		No Sign	
Cabinet construction	Powdercoated steel		Powdercoated steel		Powdercoated steel	
Drainage (plumbing required)	No		No		No	
Internal						
Gross volume (litres)	584		880		1079	
Lighting	1 x LED module		2 x LED module		2 x LED module	
No. of shelves (per door)	5		5		5	
Shelf design	4 x Wire & 1 x S/S		4 x Wire & 1 x S/S		4 x Wire & 1 x S/S	
Total shelf area (m²)	1.62		2.50		3.00	
Product facings (600ml PET bottle)	45		60		80	
Performance						
MEPS category (M1-food & drinks, M2-drinks)	M1		M1		M1	
MEPS efficiency (kWh/24h/m²) @ Climate Class 3	4.35		4.04		3.86	
Temperature range	1°C to 4°C		1°C to 4°C		1°C to 4°C	
TEC (kWh/24h) @ Climate Class 3	3.05		3.97		4.55	
High efficiency model	Yes		Yes		Yes	
Maximum ambient temperature*	43°C		43°C		43°C	
Climate Class rating	5		5		5	
Removable ActiveCore cartridge	Yes		Yes		Yes	
Refrigerant / Charge	R134a / 380g	Specify	R134a / 380g	Specify	R134a / 380g	Specify
Total display area (m²)	0.7		0.98		1.18	
Electrical						
Electrical power (kW)	0.84	tbc	1.08	tbc	1.08	tbc
Current draw (Amps)	3.5	tbc	4.5	tbc	4.5	tbc
10 Amp 3 pin plug	Yes		Yes		Yes	
Controller & temperature display	Electronic		Electronic		Electronic	
Light switch on controller	Yes		Yes		Yes	

* 40°C if cabinet is built-in

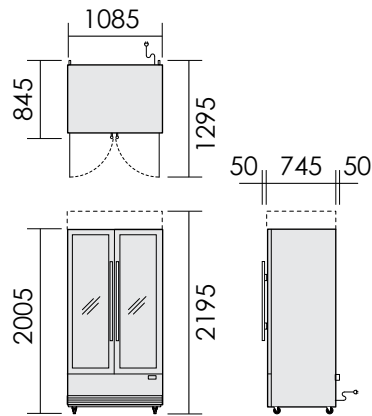
SKT1500-A	
Fridge - 3 Doors	
Self Contained	Remote
SKB1500-A	
1640 x 795 x 2005/2195	
1.27	
320	
Glass	
Yes	
N/A	1190W @ -5°C
Lower front / Lower rear	
No Sign	
Powdercoated steel	
No	
1433	
3 x LED module	
5	
4 x Wire & 1 x S/S	
3.85	
95	
M1	
4.05	
1°C to 4°C	
5-99	
Yes	
43°C	
5	
Yes	
R134a / 475g	Specify
1.48	
1.15	tbc
4.8	tbc
Yes	
Electronic	
Yes	

Line Drawings

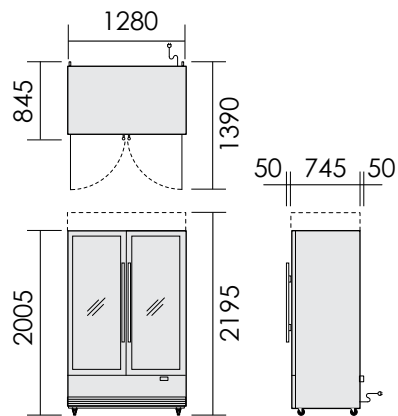
SKB600-A



SKB900-A

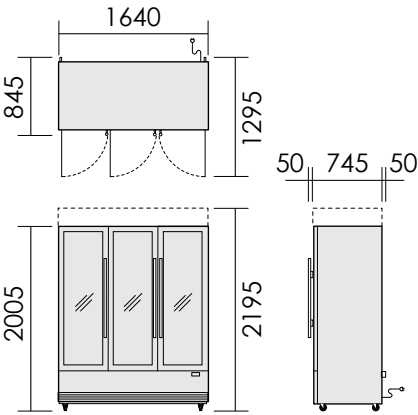


SKB1200-A



Line Drawings

SKB1500-A



Ventilation required

The product information presented is for guideline purposes only. Always refer to the latest product specification sheet for accuracy and detail, and allow for dimensional tolerances.



SKOPE®

ActiveCore 2

meet the new generation of cool



SKOPE-connect™
Puts you in control



skope.com/activecore

Head Office

New Zealand

SKOPE Industries Limited
57 Princess Street
PO Box 1091
Christchurch 8140
New Zealand
International Tel: +64 (3) 983 3800

Customer Services

Australia

Freephone: 1800 121 535
Email: skope@skope.com

New Zealand

Freephone: 0800 947 5673
Email: skope@skope.com

